

MECHANICAL BELT LIFTER



INCLUSIONS

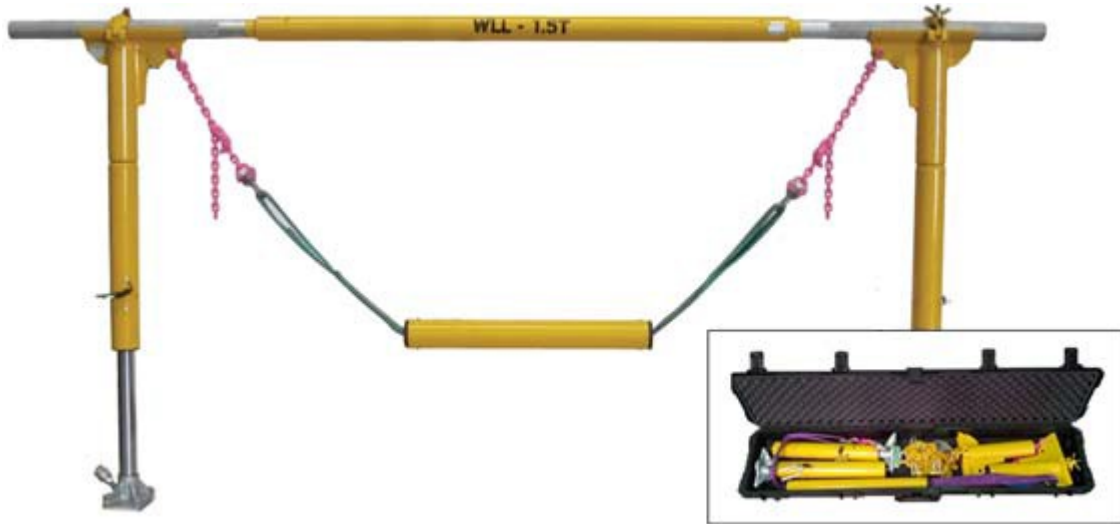
- i. Lifter Assembly (Shown Above)
- ii. Anodized Aluminium Base Frame
- iii. Powder Coated Aluminium Lifting Beam
- iv. Mechanical Screw Jacks- 250-300mm Lift
- v. Aluminium & Stainless Steel Components (Suitable for Salty Environments)
- vi. Load Test Certificate Provided

PART N°	DESCRIPTION	WEIGHT
TMBL-1.0T-900	Mechanical Belt Lifter- 1.0T (Suits 900mm belt)	19kg
TMBL-1.0T-1050	Mechanical Belt Lifter- 1.0T (Suits 1050mm belt)	20.3kg
TMBL-1.0T-1200	Mechanical Belt Lifter- 1.0T (Suits 1200mm belt)	21.5kg
TMBL-1.0T-1400	Mechanical Belt Lifter- 1.0T (Suits 1400mm belt)	23.8kg

Optional Extras

PART N°	DESCRIPTION	WEIGHT
TMBL-LUGS	Additional lugs to lift return belt	0.75kg
TMBL-CHAIN	Return Belt Lifting Chains	4.8kg

HYDRAULIC BELT LIFTER- SLING LIFTER



INCLUSIONS


- i. Lifter Assembly as Shown Above
- ii. Quick Release Hydraulic Connection Points
- iii. Trough Belt Grade-80 Rigging Sling Assembly
- iv. Protective Carry / Storage Case
- v. Load Test Certificate Provided

PART N°	TROUGH LIFTING BEAM	CAPACITY
TMBL-1.0T-S	Hydraulic Belt Lifter- 1.0T (Suits 900mm - 1400mm belts)	1.0T
TMBL-1.5T-L	Hydraulic Belt Lifter- 1.5T (Suits 1500mm – 2000mm belts)	1.5T
TMBL-1.5T-X	Hydraulic Belt Lifter- 1.5T (Suits 1800mm – 2200mm belts)	1.5T

Optional Extras

PART N°	TROUGH LIFTING BEAM	WEIGHT
N/A	N/A	Nil
TMBL-CHAI	Return Belt Lifting Grade-80 Chains (Set of 2)	4.8kg

HYDRAULIC POWER PACK



INCLUSIONS

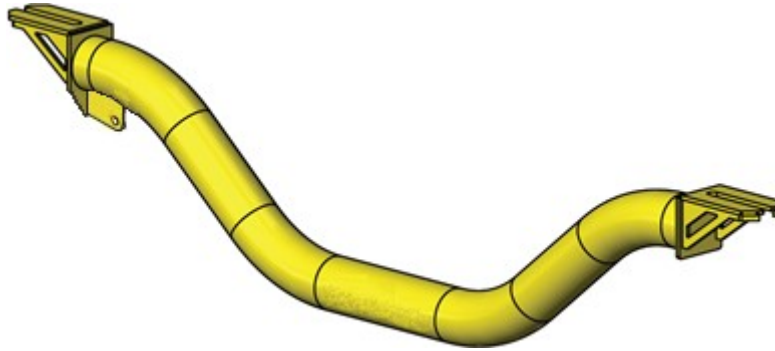
- i. One 24VDC Li-Ion Battery
- ii. Lithium Ion Battery Charger
- iii. Two Flexible Hoses- 4 meters
- iv. Powder Coated Cradle

PART N°	DESCRIPTION	WEIGHT
HPU-1.5T	Hydraulic Power Unit- 1.5T	14.5kg

PART N°	DESCRIPTION	WEIGHT
HPU-ANOD	Anodised cradle frame	Nil
HPU-QUIK	Quick connections to power pack for hydraulic hoses	0.3kg
HPU-ACOV	Aluminium protective cover for the hydraulic pump	1.0kg
HPU-PCOV	Clear plastic protective cover for the hydraulic pump	0.8kg
HPU-BATT*	24VDC Li-Ion battery	0.8kg
HPU-CHAR	Battery charger	N/A
	Whip Checks, whip socks and burst protectors	N/A

PART N°	DESCRIPTION	WEIGHT
HYD-CONV	Enerpac Converter Module	5.8kg
HYD-HOSE	Set of 4.5mtr Hoses	2.5kg

TROUGH LIFTING BEAMS




PART N°	TROUGH LIFTING BEAM	WEIGHT
TM-STB900	900MM LIFTING BEAM- 1T	6.5kg
TM-STB1050	1050MM LIFTING BEAM- 1T	6.7kg
TM-STB1200	1200MM LIFTING BEAM- 1T	7.9kg
TM-STB1350	1350MM LIFTING BEAM- 1T	8.8kg
TM-STB1400	1400MM LIFTING BEAM- 1T	9.2kg
TM-LTB1500	1500MM LIFTING BEAM- 1.5T	9.4kg
TM-LTB1600	1600MM LIFTING BEAM- 1.5T	12.7kg
TM-LTB1800	1800MM LIFTING BEAM- 1.5T	15.3kg
TM-LTB2000	2000MM LIFTING BEAM- 1.5T	16.6kg
TM-LTB2200	2200MM LIFTING BEAM- 1.5T	18.0kg
TM-XTB2400	2400MM LIFTING BEAM- 2T	18.5kg
TM-XTB2500	2500MM LIFTING BEAM- 2T	19.8kg
TM-XTB2600	2600MM LIFTING BEAM- 2T	21.2kg
CHAIN	RETURN BELT LIFTING CHAINS	4.8kg

**Current range under expansion to include 3000mm belts*

*** Imperial Sizes now Available for Order*

HYDRAULIC BELT LIFTER- FIXED BEAM LIFTER



INCLUSIONS

- i. Two Hydraulic Telescope Lifting Assemblies Only
- ii. Quick Release Hydraulic Connection Points
- iii. Load Test Certificate Provided

PART N°	LIFTING COMPONENTS	WEIGHT
TMBL-CYLM	TWO HYDRAULIC LIFTING TELESCOPE ASSEMBLIES UP TO 350mm LIFT	7.5kg/ea 15kg total
TMBL-CYLS	TWO HYDRAULIC LIFTING TELESCOPE ASSEMBLIES UP TO 250mm LIFT	6.2kg/ea 12.4kg total

* Protective Carry / Storage Case not included

RETURN BELT LIFTING BEAMS



PART N°	STRAIGHT LIFTING BEAM	WEIGHT
TM-SFB900	900MM LIFTING BEAM- 1T	2.9kg
TM-SFB1050	1050MM LIFTING BEAM- 1T	3.6kg
TM-SFB1200	1200MM LIFTING BEAM- 1T	5.4kg
TM-SFB1350	1350MM LIFTING BEAM- 1T	6.3kg
TM-SFB1400	1400MM LIFTING BEAM- 1T	6.9kg
TM-LFB1500	1500MM LIFTING BEAM- 1.5T	8.4kg
TM-LFB1600	1600MM LIFTING BEAM- 1.5T	9.8kg
TM-LFB1800	1800MM LIFTING BEAM- 1.5T	10.7kg
TM-LFB2000	2000MM LIFTING BEAM- 1.5T	11.6kg
TM-LFB2200	2200MM LIFTING BEAM- 1.5T	13.0kg
TM-XFB2400	2400MM LIFTING BEAM- 2T	15.4kg
TM-XFB2500	2500MM LIFTING BEAM- 2T	17.8kg
TM-XFB2600	2600MM LIFTING BEAM- 2T	20.5kg

**Current range under expansion to include 3000mm belts*

*** Imperial Sizes now Available for Order*



PART N°	10° V-BENT LIFTING BEAM	WEIGHT
TM-SVB900	900MM LIFTING BEAM- 1T	3.1kg
TM-SVB1050	1050MM LIFTING BEAM- 1T	3.9kg
TM-SVB1200	1200MM LIFTING BEAM- 1T	5.7kg
TM-SVB1350	1350MM LIFTING BEAM- 1T	6.6kg
TM-SVB1400	1400MM LIFTING BEAM- 1T	7.2kg
TM-LVB1500	1500MM LIFTING BEAM- 1.5T	8.9kg
TM-LVB1600	1600MM LIFTING BEAM- 1.5T	10.3kg
TM-LVB1800	1800MM LIFTING BEAM- 1.5T	11.2kg
TM-LVB2000	2000MM LIFTING BEAM- 1.5T	14.7kg
TM-LVB2200	2200MM LIFTING BEAM- 1.5T	16.4kg
TM-XVB2400	2400MM LIFTING BEAM- 2T	18.6kg
TM-XVB2500	2500MM LIFTING BEAM- 2T	20.6kg
TM-XVB2600	2600MM LIFTING BEAM- 2T	22.6kg

**Current range under expansion to include 3000mm belts*

*** Imperial Sizes now Available for Order*